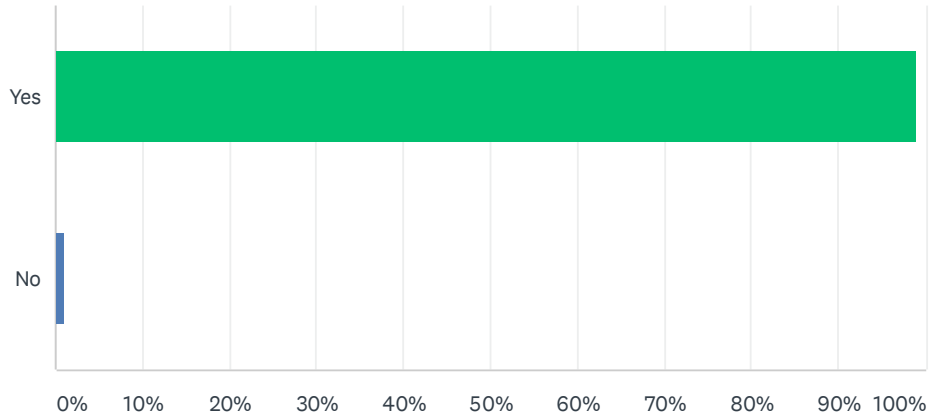


### Q1 Did you participate in the reproductive health classes this year? (If your answer is no, please go directly to question #8)

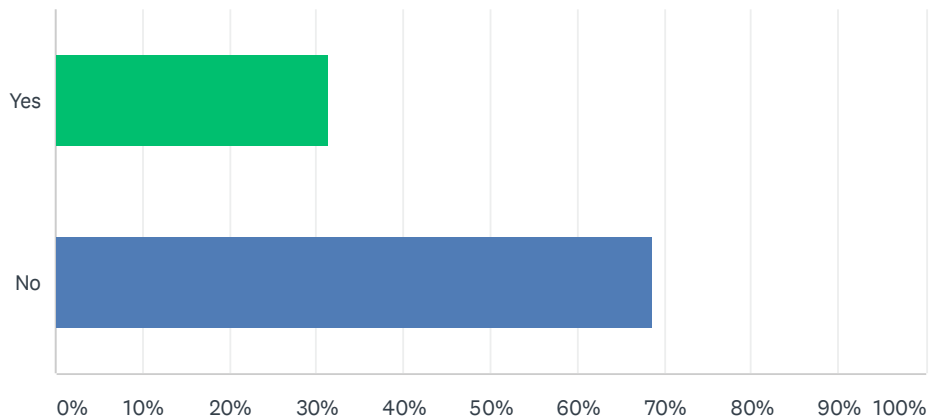
Answered: 87 Skipped: 0



ANSWER CHOICES	RESPONSES	
Yes	98.85%	86
No	1.15%	1
TOTAL		87

### Q2 Did you talk to your mom or dad (or other adult) about questions you had, or about what you learned in class?

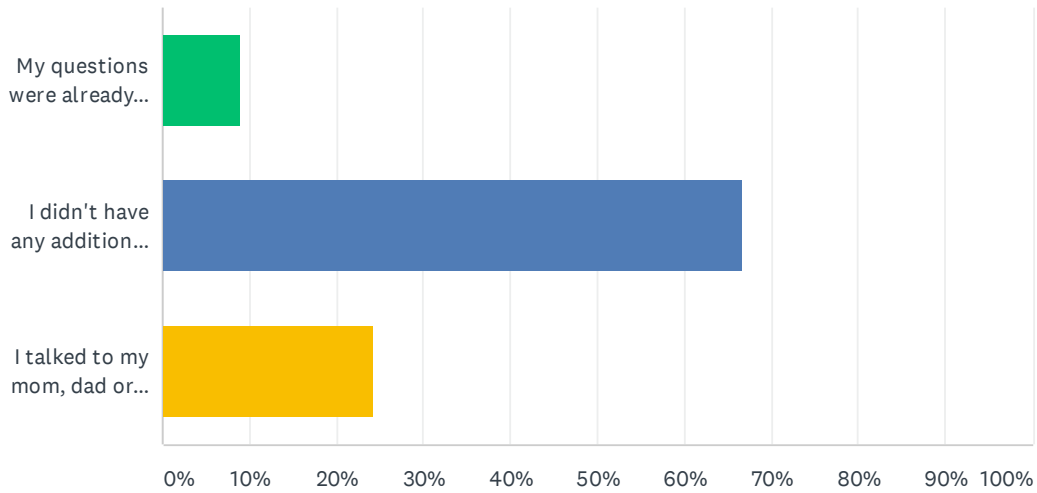
Answered: 86 Skipped: 1



ANSWER CHOICES	RESPONSES	
Yes	31.40%	27
No	68.60%	59
TOTAL		86

### Q3 If you did not talk to your mom or dad (or other adult), why not?

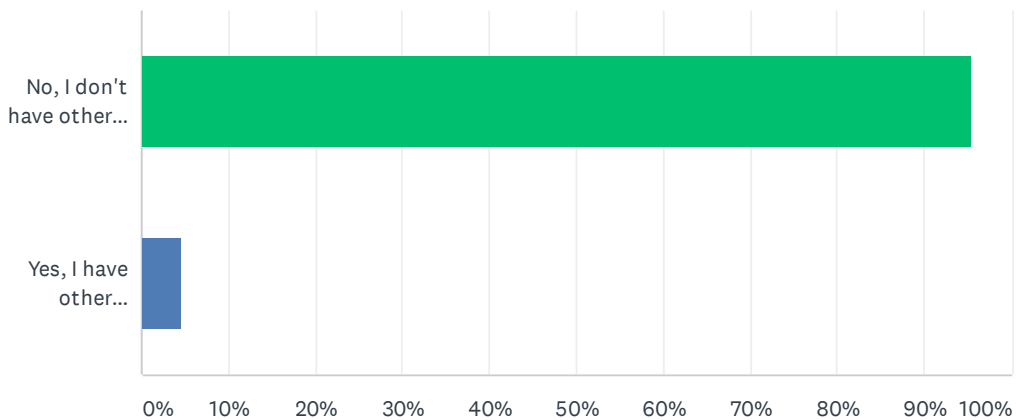
Answered: 78 Skipped: 9



ANSWER CHOICES	RESPONSES	
My questions were already answered by friends, family, classmates or my teacher.	8.97%	7
I didn't have any additional questions.	66.67%	52
I talked to my mom, dad or other trusted adult about what I learned in class.	24.36%	19
<b>TOTAL</b>		<b>78</b>

### Q4 Do you have any other questions that were not answered in class or by your parents (or other trusted adult)? If so, what are they?

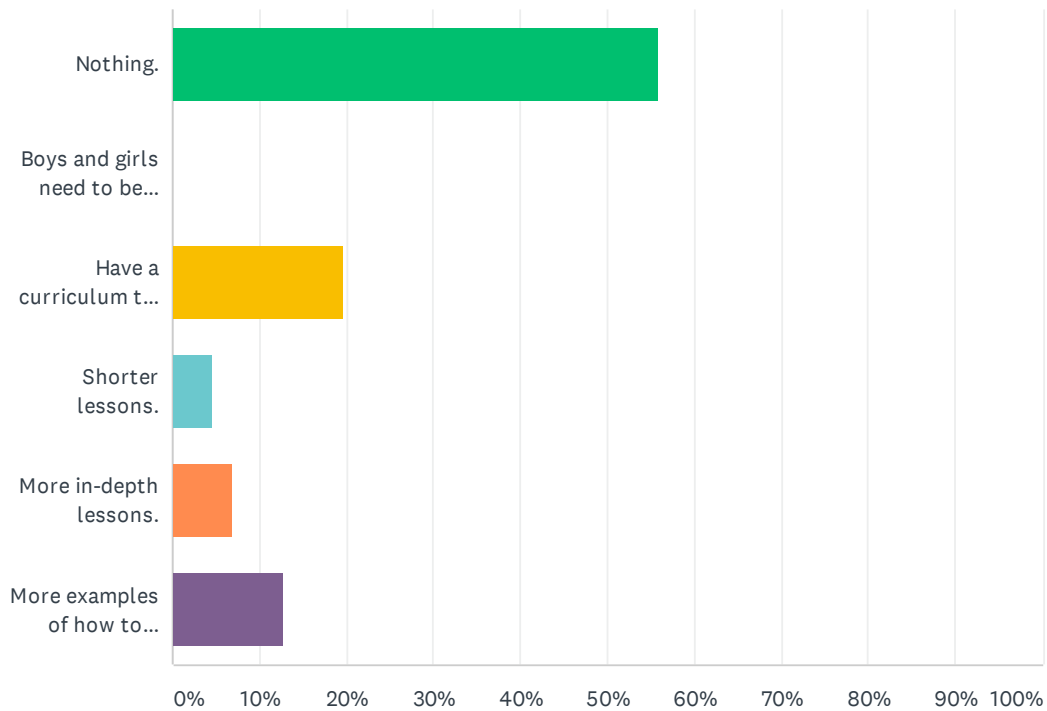
Answered: 86 Skipped: 1



ANSWER CHOICES	RESPONSES	
No, I don't have other questions that were not answered.	95.35%	82
Yes, I have other questions. Please list question(s) here.	4.65%	4
<b>TOTAL</b>		<b>86</b>

### Q5 What would you change about the puberty or sexuality education unit?

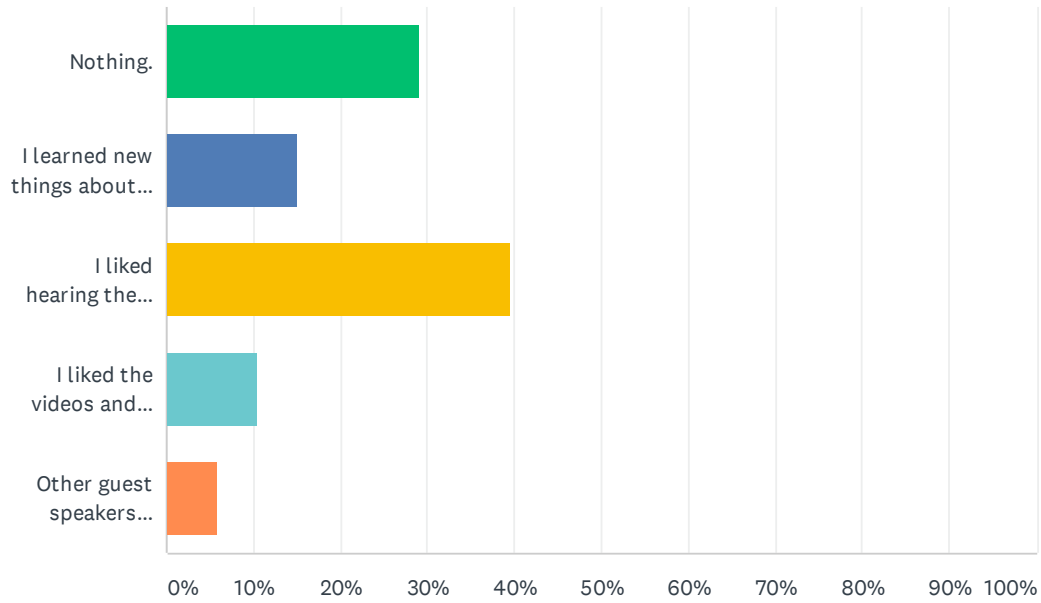
Answered: 86 Skipped: 1



ANSWER CHOICES	RESPONSES	
Nothing.	55.81%	48
Boys and girls need to be separated for the lessons.	0.00%	0
Have a curriculum that is not abstinence based.	19.77%	17
Shorter lessons.	4.65%	4
More in-depth lessons.	6.98%	6
More examples of how to handle a variety of situations with relationships.	12.79%	11
<b>TOTAL</b>		<b>86</b>

### Q6 What did you like?

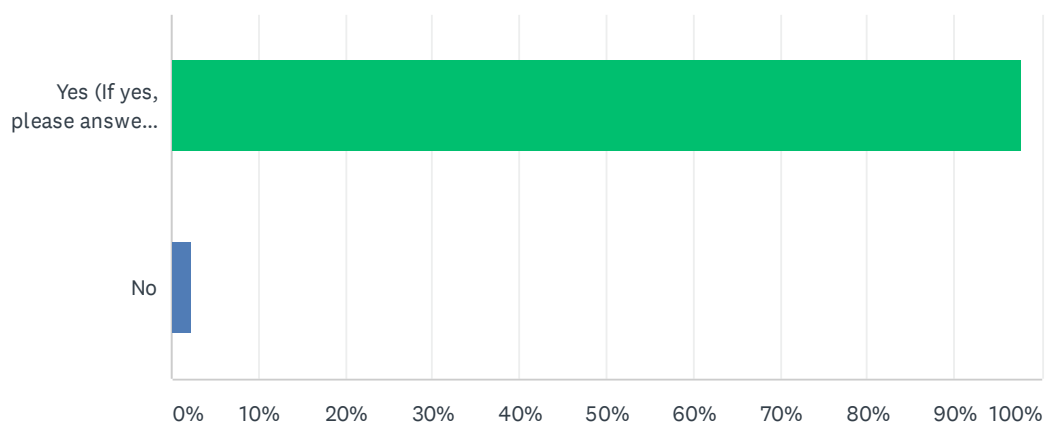
Answered: 86 Skipped: 1



ANSWER CHOICES	RESPONSES
Nothing.	29.07% 25
I learned new things about my body and reproductive health in general.	15.12% 13
I liked hearing the SMART stories and examples given.	39.53% 34
I liked the videos and interactive games.	10.47% 9
Other guest speakers (besides SMART)	5.81% 5
<b>TOTAL</b>	<b>86</b>

### Q7 Were you present for the presentation by the guest speakers and peer educators from SMART?

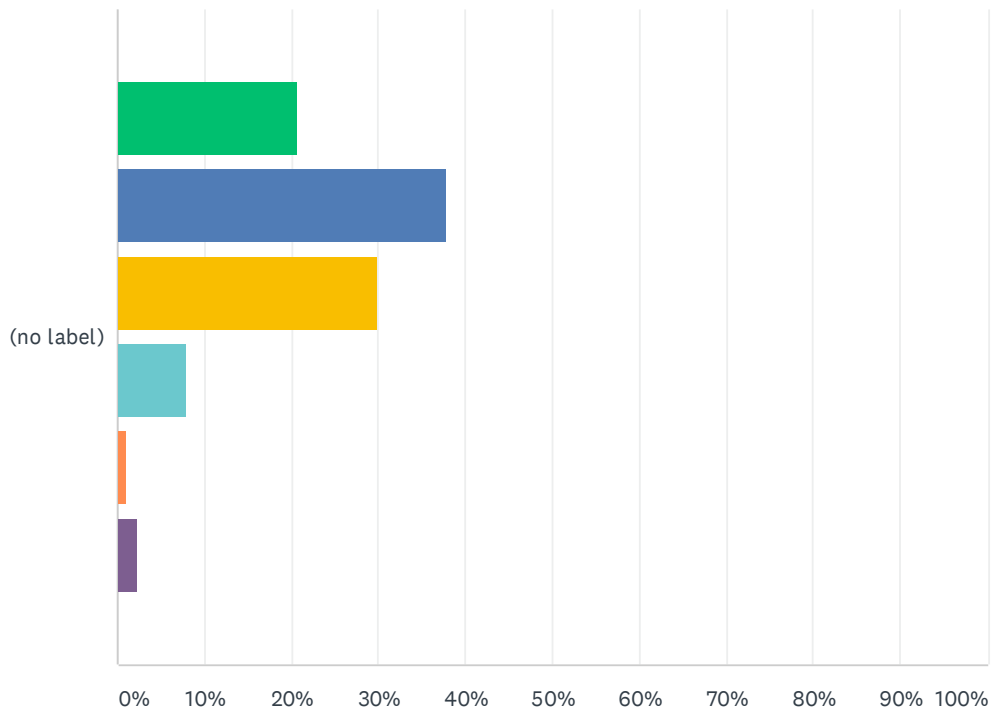
Answered: 86 Skipped: 1



ANSWER CHOICES	RESPONSES	
Yes (If yes, please answer the next question)	97.67%	84
No	2.33%	2
<b>TOTAL</b>		<b>86</b>

### Q8 I thought the SMART program was worthwhile.

Answered: 87 Skipped: 0



■ Very worthwhile   
 ■ Interesting   
 ■ Okay   
 ■ Sort of a waste of time  
■ Not worthwhile at all   
 ■ I'd rather have the teachers teach that content

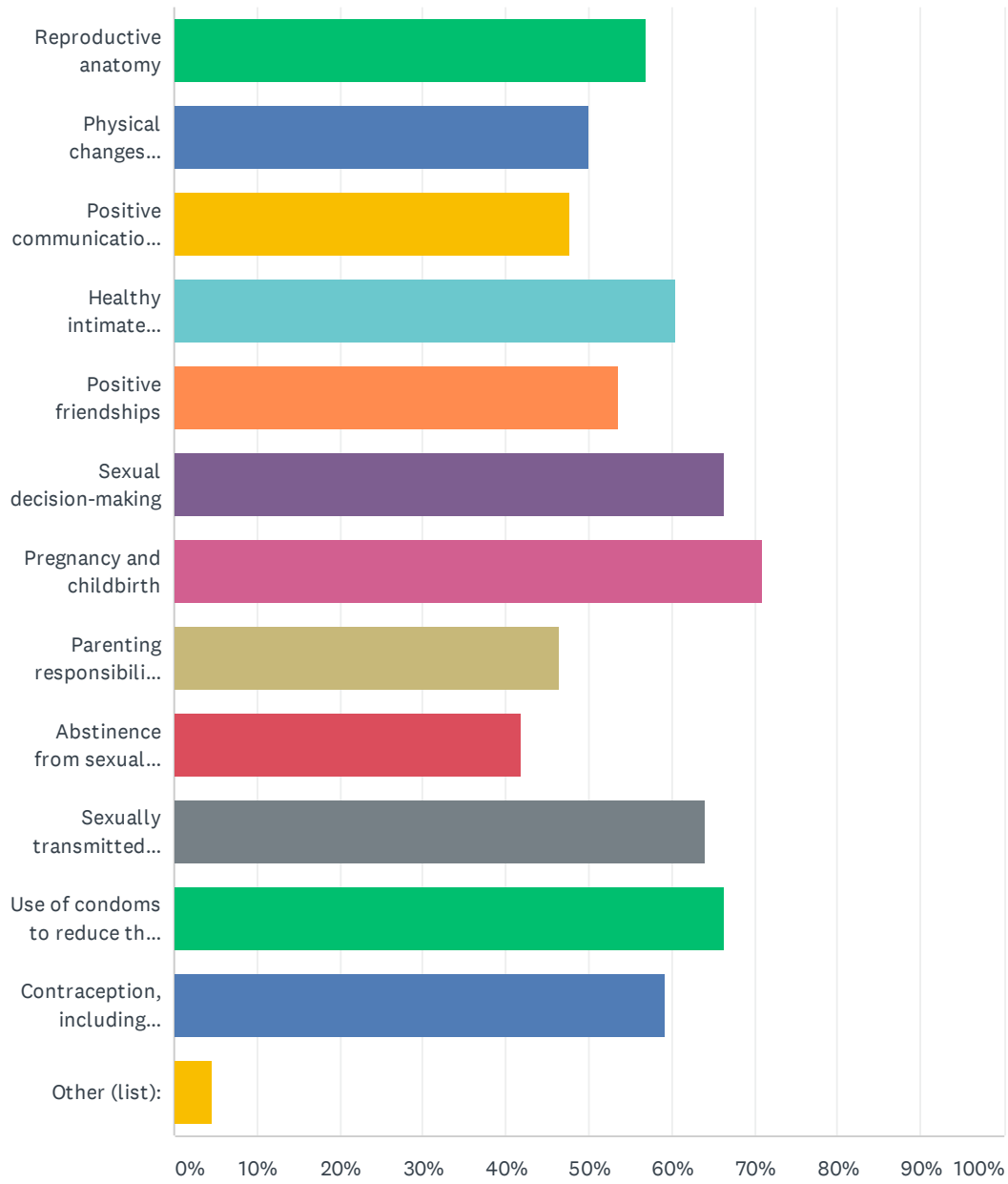
	VERY WORTHWHILE	INTERESTING	OKAY	SORT OF A WASTE OF TIME	NOT WORTHWHILE AT ALL	I'D RATHER HAVE THE TEACHERS TEACH THAT CONTENT	TOTAL	WEIGHTED AVERAGE
(no label)	20.69% 18	37.93% 33	29.89% 26	8.05% 7	1.15% 1	2.30% 2	87	2.38

### Q9 What other comments do you have?

Answered: 46 Skipped: 41

### Q10 Which topics do you believe are important to be included in the reproductive health unit in your grade?

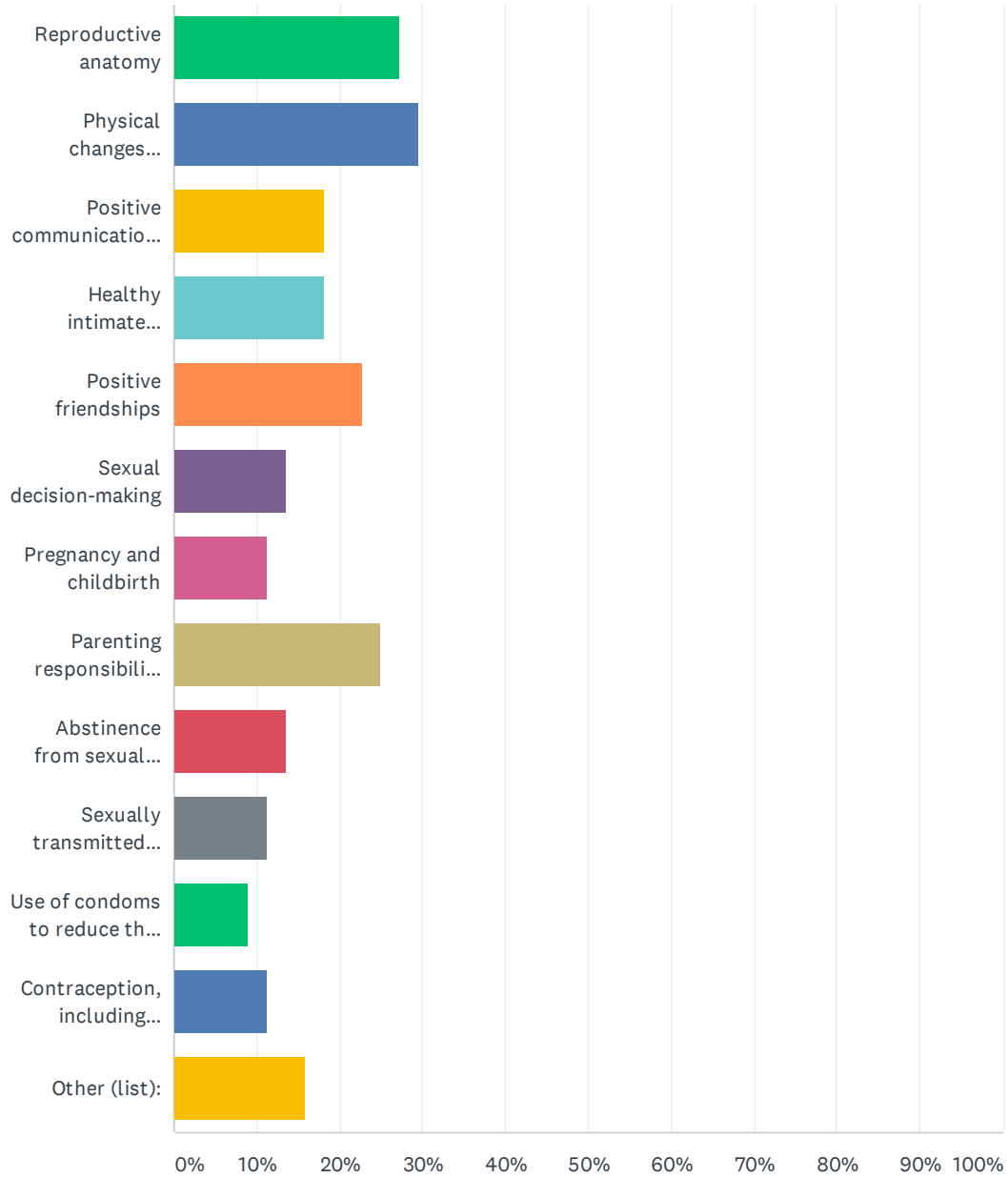
Answered: 86 Skipped: 1



ANSWER CHOICES	RESPONSES	
Reproductive anatomy	56.98%	49
Physical changes associated with growing up	50.00%	43
Positive communication with family	47.67%	41
Healthy intimate relationships	60.47%	52
Positive friendships	53.49%	46
Sexual decision-making	66.28%	57
Pregnancy and childbirth	70.93%	61
Parenting responsibilities	46.51%	40
Abstinence from sexual activity, including oral sex	41.86%	36
Sexually transmitted infections/diseases including HIV/AIDS	63.95%	55
Use of condoms to reduce the risk of transmission of sexual diseases	66.28%	57
Contraception, including abstinence, birth control pills and other methods	59.30%	51
Other (list):	4.65%	4
Total Respondents: 86		

### Q11 Which topics, if any, should not be covered in reproductive health in your grade?

Answered: 44 Skipped: 43

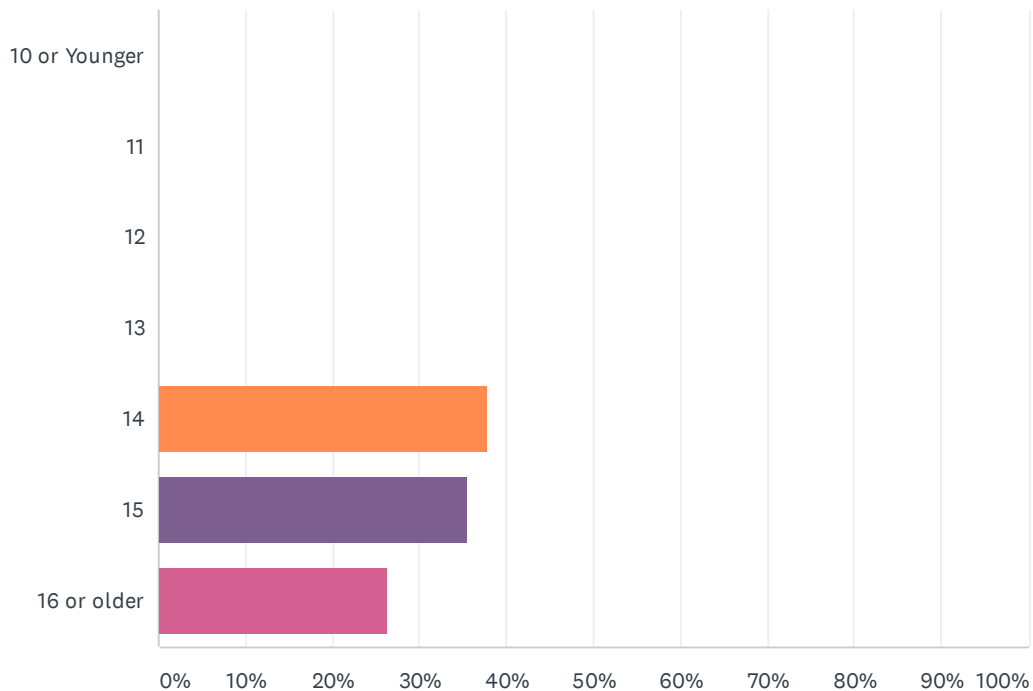




ANSWER CHOICES	RESPONSES	
Reproductive anatomy	27.27%	12
Physical changes associated with growing up	29.55%	13
Positive communication with family	18.18%	8
Healthy intimate relationships	18.18%	8
Positive friendships	22.73%	10
Sexual decision-making	13.64%	6
Pregnancy and childbirth	11.36%	5
Parenting responsibilities	25.00%	11
Abstinence from sexual activity, including oral sex	13.64%	6
Sexually transmitted infections/diseases including HIV/AIDS	11.36%	5
Use of condoms to reduce the risk of transmission of sexual diseases	9.09%	4
Contraception, including abstinence, birth control pills and other methods	11.36%	5
Other (list):	15.91%	7
Total Respondents: 44		

### Q12 How old are you?

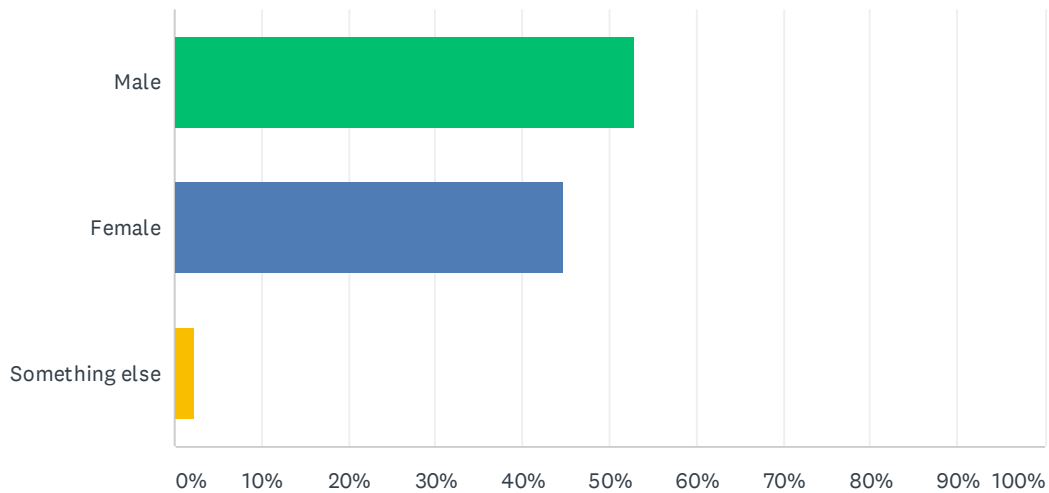
Answered: 87 Skipped: 0



ANSWER CHOICES	RESPONSES	
10 or Younger	0.00%	0
11	0.00%	0
12	0.00%	0
13	0.00%	0
14	37.93%	33
15	35.63%	31
16 or older	26.44%	23
<b>TOTAL</b>		<b>87</b>

### Q13 Please indicate whether you are male or female.

Answered: 87 Skipped: 0



ANSWER CHOICES	RESPONSES	
Male	52.87%	46
Female	44.83%	39
Something else	2.30%	2
<b>TOTAL</b>		<b>87</b>